

CAMROSE POLICE SERVICE



2008

ANNUAL REPORT

*“Public safety through
policing excellence”*

MESSAGE FROM THE POLICE COMMISSION

On behalf of myself and my colleagues of the Camrose Police Commission, I am pleased to provide a brief overview of police activities, during 2008, from our perspective. This year was the first year of new senior management under Chief Kambeitz. The success of this change can best be illustrated by the unanimous vote of the Commission to confirm Chief Kambeitz in his position.

As part of the new management teams mandate a thorough review of police and administrative activities was undertaken. Policies and practices were in some cases updated, others eliminated as redundant. This has resulted in efficiencies that directly relate to front line service to the community. The selection process for recruits was also updated to continue to insure only the best and brightest are recruited by the service.

The trust and support of the community is something a police service earns everyday. One example of this relationship between the service and our community was demonstrated with the death of our police service dog. The spontaneous outpouring of good will and concern and in many case financial contributions was in a word overwhelming. The financial support was gratefully received and will be faithfully applied to the dog program.

The past year saw demands for service increase along with the growth in our city. Nevertheless the commission and the police service remains committed to a policy of “no call too small”. This policy directly relates to the quality of life we all enjoy in Camrose.

Our continued cooperation and support from all city departments remain a source of pride and goes a long way to assist in community policing.

Finally, I would like to express the commissions’ sincere thanks to our Director of Complaints, Damian Herle, for his tireless efforts on our behalf. In our view the citizens of Camrose have the best Complaints Director in the province.

Joe Furber
Chair
Camrose Police Commission



Back row left to right Rob Ford, Damian Herle, (PCD), Lee Katchur, Chairman Joe Furber
Front row Jerome Stang, Councilor Ina Nielsen and Councilor Ray McIsaac. Missing from the photo James Cardiff



CAMROSE POLICE SERVICE

The Camrose Police Service was established in 1956 and through the guidance and leadership of the following Chiefs has continually advanced and is recognized for its accomplishments throughout Canada.

Chief H.L. MARTIN - April, 1956 - May, 1963
Chief E.V. CHRISTIANSON - June, 1963 - July, 1982
Chief F.D. FRANKLIN - August, 1982 - July, 1987
A/Chief V.N. REDEKOPP - August, 1987 - December, 1987
Chief W.S. BRADSHAW - January, 1988 - January, 1999
Chief M.L. CHALMERS - January, 1999 - December, 2007

Our Mission

Public safety through Policing excellence.

Our Vision

To be a modern, progressive organization collaborating with our community to provide a safe and caring environment that enhances quality of life in Camrose.

Values

- A** Accountability - Responsible for all our decisions and actions.
- S** Stewardship - Dedicated to building a heritage for future generations by encouraging community minded growth and well-being for all internal and external stakeholders.
- P** Professionalism - maintain public confidence, trust and pride.
- I** Integrity - Doing the right things, for the right reasons, all of the time.
- R** Respect - Treat all with courtesy, compassion, fairness and dignity.
- E** Excellence - Committed to the highest ethical and legal standards in everything we do.

MESSAGE FROM THE CHIEF



D.L. Kambeitz
Chief of Police

It is my pleasure to provide this document to the citizens of Camrose. The 2008 Camrose Police Service Annual Report is designed to provide important and interesting information about our Service. Our organization, like many others, has had to adapt and adjust with our ever changing environment. The dedication, enthusiasm and professionalism of our men and women is clearly evident in their ability to continually meet our mandate and keep Camrose safe.

In 2008 the leadership team began to evaluate our future needs while working collaboratively with the Camrose Police Commission and our community. We have identified four strategic priorities that we have focused on and built our 2009 - 2011 strategic plan around. These priorities “Community Safety”, “Communication and Collaboration”, “Fiscal Responsibility and Infrastructure” and “Invest in our Employees” will allow our organization to grow professionally while still maintaining our number one priority “Community Safety”.

Our 2008 Crime Analysis reports an 11% decrease in overall reported offences. An area of concern is a rise in violent offences and crimes against persons which will be a targeted item for 2009. Our Traffic Analysis reports an overall decrease in highway collisions, and an impressive decrease in injury collisions. We will continue to enhance our educational opportunities to reach voluntary compliance of the rules of the road by all of our motorists.

I am extremely proud of our accomplishments during 2008, despite an economic downturn and the increase in organized crime groups trying to establish themselves in Camrose. The support and co-operation we receive from our elected officials and community is appreciated. I look forward to 2009 and the opportunities to serve the citizens of Camrose.



Accreditation

What is Accreditation?

Simply put, it means “to be recognized as an agency that has conformed to a body of standards related to a specific discipline”.

The benefits of Accreditation to the community is they can be assured their law enforcement agency is committed to high quality service and that the agencies policies and procedures are effective and responsive, but yet fair and equitable. It also enhances community understanding of the law enforcement agency’s role along with its goals and objectives and promotes community cooperation and understanding.

On July 31st, 1993 the Camrose Police Service achieved its first Accreditation status through the Commission on Accreditation for Law Enforcement Agencies (CALEA). The Camrose Police Service was the first police service in Canada with fewer than one hundred police officers to achieve such distinction.

The Police Service has since been re-accredited in 1998, 2001, 2004 and most recently on July 28, 2007.



The Camrose Police Service has shown it’s commitment to professionalism in terms of adherence to a body of policing standards.

Without the commitment and due diligence of the members and staff, this level of professionalism would not be able to be achieved and maintained.

“Camrose Police Service.....An Accredited Police Agency”

CRIME PREVENTION/COMMUNITY RELATIONS

The management of our Crime Prevention/Community Relations projects and initiatives are usually co-ordinated by a full time member of the Service. During 2008 we were unable to make that commitment and as such several police officers stepped forward to take on extra roles in order to maintain these services. I would like to thank all of the persons internally and externally that assisted and allowed us to be proactive and successful during this year.

In 2008 we continued to provide office tours and information sessions to city and county school groups. We also attended several schools, organizations and service groups delivering a variety of information including; crime prevention programs, staff awareness, drug recognition, forensic identification, fraud awareness, personal safety, crime prevention through environmental design, community policing and career opportunities in policing.


We are pleased to have enhanced our web-site and can now deliver daily news releases for public viewing. Our community communications were further supported by our media partners at Cam-FM, the Camrose Canadian, The Camrose Booster and the Camrose Morning News, who regularly provide time and space for safety related information.

The Camrose and District Victim Services unit responded to 553 calls for assistance and the number of volunteer hours provided by their advocates increased substantially. They tirelessly provide support to those in need. Our members and Service are extremely proud of their efforts. They were also very active as participants with fundraisers and Police Service sponsored events.



CRIME PREVENTION/COMMUNITY RELATIONS

The Camrose branch of Crime Stoppers continues to provide a great service to the Police and the Camrose community. In 2008 they were successful in their fundraising efforts and the recruitment of new members which will allow the program to grow and sustain itself.



The Business Watch program flourished in 2008 and is well on its way to connecting and supporting a large percentage of all the businesses in Camrose.



A special thanks to all of our many volunteers who work on committees, boards, or serve as advocates and mentors, without you we would not be as successful.

SCHOOL RESOURCE OFFICER/D.A.R.E. PROGRAMS

MISSION STATEMENT

To give young people facts about drugs, tobacco and alcohol and to 'inoculate' them against negative peer pressure by teaching self-management and resistance skills.

PROGRAM DESCRIPTION

D.A.R.E. is an acronym for Drug Abuse Resistance Education. The core curriculum emphasizes a 'no use' message based on improving life skills and focusing on drug awareness, peer pressure resistance training, self-improvement concepts, personal safety, and decision-making skills.

STAFF:

Cst. Crystal MacDonald, Program Coordinator and Instructor
Cst. Craig Ferguson, Instructor
Cst. John Fernhout, Instructor
Cst. Annik Levesque, Instructor
Cst. Scott Sveinbjornson, Instructor

The instructors in the year 2008 contributed approximately 300-person hours of volunteer time. Officers also volunteered time to attend presentations, special activities, meetings and events.

Instructors and DARE supporters have also volunteered countless hours at fundraising events, parades, and graduation.



SCHOOL RESOURCE OFFICER/D.A.R.E. PROGRAMS

FUNDING PARTNERS

Funding for the Camrose D.A.R.E. program is received from a variety of sources. Salary expenses for the School Resource Officer are received from the following partners; the City and County of Camrose, Battle River Regional Division #31, Elk Island Catholic Separate Division #41, East Central Child Services and Camrose & District Support Services. Additional funding is also received from service clubs, local businesses and private individuals. The material and training aspects of the program are received through grant application and fund raising projects conducted by the teachers and students involved in the D.A.R.E program provide additional funds to enhance the program. The Jaywalkers and Show & Shine events continue to be the main fundraising event. All the proceeds went to support the program.



PROJECT DESCRIPTION AND EVALUATION

In 2008, the program celebrated its 11th year. Every elementary and Junior High school in Camrose has been involved in the D.A.R.E. program. A total of 593 students participated in the D.A.R.E. program, 206 grade 3 students, 177 grade 6 students and 210 grade 8 students. Grade 3 students receive five classes of DARE instruction, including topics such as personal safety, bullying and drug awareness. Grade 6 and grade 8 students receive ten classes of DARE instruction.

SCHOOL RESOURCE OFFICER/D.A.R.E. PROGRAMS

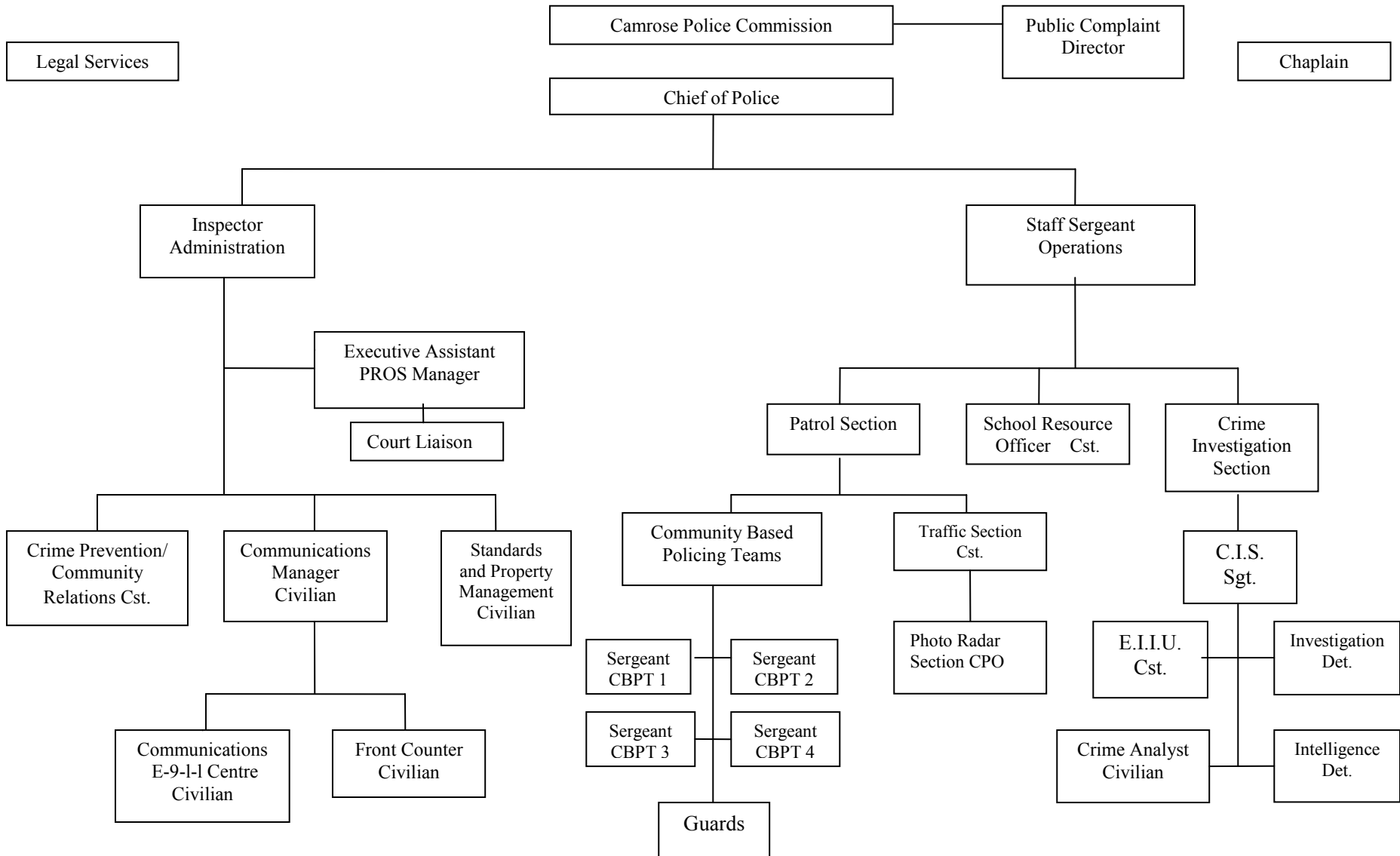
At the conclusion of the grade 6 program, an essay is required from the students. The essay is a personal promise to make good choices regarding drugs, alcohol and tobacco. This provides feedback as to their knowledge and understanding of the course content. After reviewing the essays, majority of students were able to interpret the lessons of the program and state how it will help them in their lives.

Grade 8 students have to prepare a mock court trial in which they demonstrated their knowledge of legal and social responsibilities. This trial is presided over by the D.A.R.E. officer acting as “judge”. The cases are adjudicated according to the understanding and interpretation of the responsibilities they have in each case. The students completed this with much drama, but accurately conveyed the sentiments of the program. The Grade 8 students had the opportunity to perform their mock trials at the courthouse in Camrose, Alberta.

The D.A.R.E. program was designed to, and continues to represent a large percentage of the health curriculum required by Alberta Learning at the grade levels where D.A.R.E is taught.



ORGANIZATIONAL CHART



2008 FAST FACTS ABOUT THE CAMROSE POLICE SERVICE

- Provide 24/7 Policing Services to the City of Camrose
- Camrose Population (2008 Census) - 16,543
- Authorized Police Strength - 27
- Police to Population Ratio - 1:612
- Provided Police response to over 16,000 occurrences
- Completed 2,011 Criminal Investigations
- Completed 774 Traffic Collision Investigations
- Utilize Photo Radar Enforcement to enhance traffic safety throughout the year
- Operate a Provincial Lock-up 24/7
- Managed 913 prisoners through the lock-up
- Authorized civilian staff - 13
- Provide 24/7 E-911 Call Answer Services to the City of Camrose, Camrose County and Flagstaff County
- Provide 24/7 Dispatch Services to the Camrose Police Service, Camrose Fire Service, 9 Camrose County Fire Departments, 10 Flagstaff County Fire Departments, Camrose Emergency Medical Services (EMS), Bashaw EMS and 4 EMS organizations in Flagstaff County
- Received more than 9000 E-911 calls or approximately 25 calls per day
- Completed 88,000 radio transactions or approximately 241 per day
- Received 200,000 other calls for information/assistance or approximately 548 per day
- Have more than 70 volunteers contributing time and energy to our ongoing programs, boards and community projects

SERVICE RECOGNITION

Executive Assistant Laura Boettger received the City of Camrose 30 year Service pin.

Sgt. Keech received the City of Camrose 20 year Service pin.

Cst. J. MacDonald received the City of Camrose 5 year Service pin.

Cst. Ferguson received the City of Camrose 5 year Service pin.

Communications Technician C. MacDonald received the City of Camrose 5 year Service pin.

Cst. Roszell, Cst. Lofgren, Cst. Steil, Cst. Wilton, Cst. Belanger and J. Kamphorst all received the City of Camrose full time status pins.

PROMOTIONS

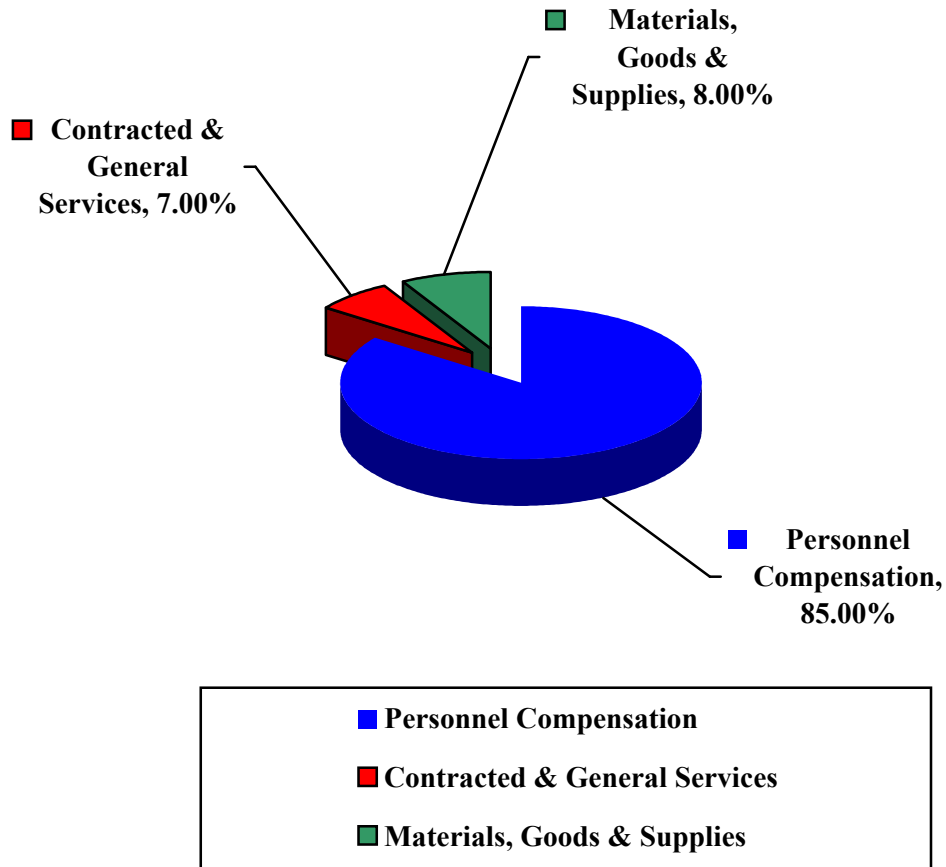
Chief Kambeitz
Inspector Foreman
S/Sergeant Marcinkowski
Sergeant Fraser
Sergeant Hamilton

PROFESSIONAL STANDARDS

Formal complaints investigated - 7
Investigations resulting in sanctions - 1
Formal compliments - 32

BUDGET

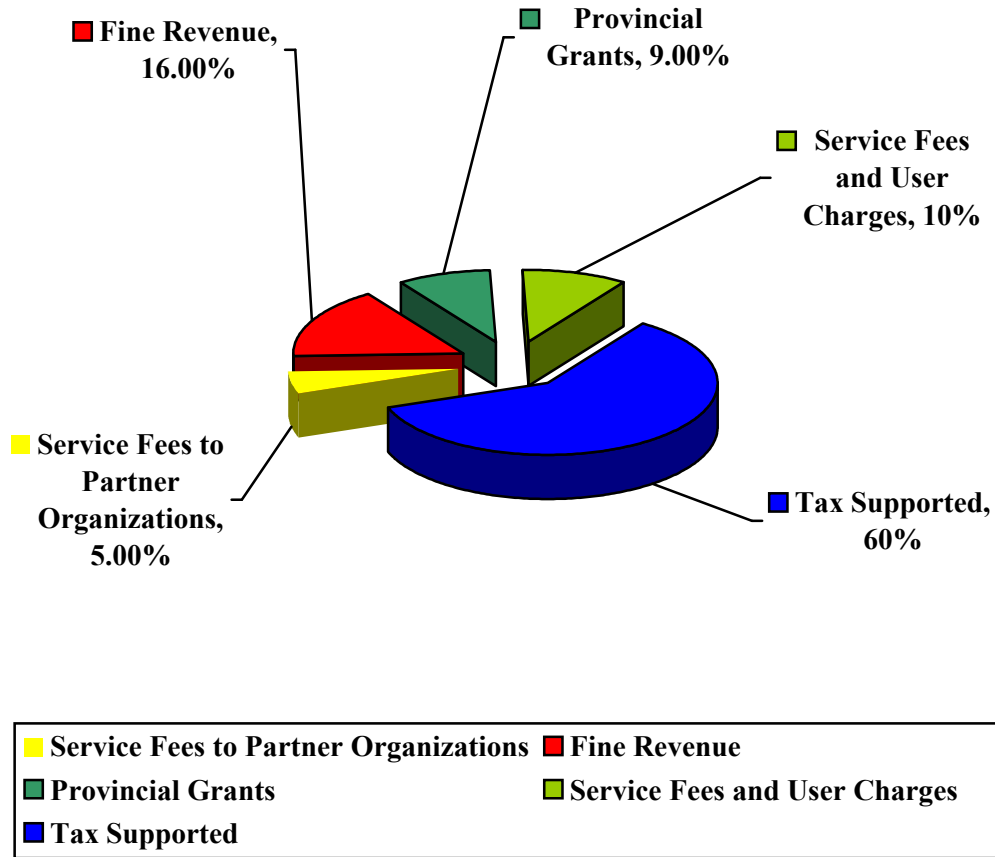
2008 OPERATIONAL EXPENDITURE



The 2008 Operating Budget \$4,283,130.00 approved by Council for the Police Service is highlighted by percentages in the above graph.

BUDGET

2008 OPERATIONAL FINANCING



The 2008 Operating Budget \$4,283,130.00 was financed as indicated by percentages in the above graph, with \$2,603,044.00 being tax supported.

OCCURRENCE STATISTICS

CRIMES AGAINST PERSONS

	2004	2005	2006	2007	2008	% Difference 2007 to 2008
HOMICIDE						
MURDER 1ST DEGREE	0	0	0	0	0	0%
ATTEMPTED MURDER	0	0	0	0	0	0%
CONCEAL DEAD BODY/CHILD AT BIRTH	0	1	0	0	0	0%
TOTAL HOMICIDE	0	1	0	0	0	0%
ROBBERY						
ROBBERY WITH FIREARM	1	2	0	0	1	N/C
ROBBERY WITH OFFENSIVE WEAPON	1	1	1	0	0	0%
OTHER ROBBERY	2	1	1	0	3	N/C
TOTAL ROBBERY	4	4	2	0	4	N/C
ASSAULTS						
SEXUAL ASSAULT WITH WEAPON	0	0	0	0	0	0%
SEXUAL ASSAULT	29	17	15	8	16	+100%
ASSAULT LEVEL 1	154	166	147	132	150	+14%
ASSAULT LEVEL 2	23	30	38	28	34	+21%
AGGRAVATED ASSAULT LEVEL 3	0	0	1	1	0	-100%
ASSAULT ON POLICE	5	2	4	14	12	-14%
OTHER ASSAULTS	0	3	1	2	1	-50%
DISCHARGE FIREARM	1	0	2	0	0	0%
TOTAL ASSAULTS	212	218	208	184	213	+16%
OTHER SEX OFFENCES	6	0	5	3	4	+33%

OCCURRENCE STATISTICS

CRIMES AGAINST PERSONS (Continued)

	2004	2005	2006	2007	2008	% Difference 2007 to 2008
ABDUCTIONS						
ABDUCT PERSON UNDER 14	1	0	0	0	0	0%
ABDUCT CONTRAVENING CUSTODY ORDER	1	0	0	0	0	0%
ADBUCT - NO CUSTODY ORDER	1	0	0	0	0	0%
TOTAL ABDUCTIONS	3	0	0	0	0	0%
ARSON - DISREGARD FOR LIFE	*	*	*	1	0	-100%
KIDNAPPING	0	1	0	0	0	0%
EXTORTION	1	0	0	0	0	0%
CRIMINAL HARASSMENT	27	39	22	8	24	+200%
UTTERING THREATS	82	93	96	95	102	+7%
TOTAL CRIMES AGAINST PERSONS	335	356	333	291	347	+19%

* Denotes years in which category information was not captured

*N/C = Not Calculable

OCCURRENCE STATISTICS

CRIMES AGAINST PROPERTY

	2004	2005	2006	2007	2008	% Difference 2007 to 2008
BREAK AND ENTER						
BUSINESS	46	34	36	46	45	-2%
RESIDENTIAL	49	51	58	48	31	-35%
OTHER	51	42	72	36	27	-25%
TOTAL BREAK AND ENTER	146	127	166	130	103	-21%
THEFT OF MOTOR VEHICLES						
AUTO	23	13	20	16	23	+44%
TRUCK	30	29	27	21	14	-33%
MOTORCYCLE	0	0	2	7	0	-100%
OTHER	5	5	17	9	4	-56%
TOTAL THEFT OF MOTOR VEHICLES	58	47	66	53	41	-23%
THEFT OVER \$5000						
THEFT FROM MOTOR VEHICLES	2	0	2	1	0	-100%
SHOPLIFTING OVER \$5000	0	0	0	0	0	0%
OTHER THEFT OVER \$5000	7	6	12	10	6	-40%
TOTAL THEFTS OVER \$5000	9	6	14	11	6	-45%
THEFTS UNDER \$5000						
BICYCLE THEFTS	91	84	42	40	28	-30%
THEFTS FROM MOTOR VEHICLES	136	136	126	130	104	-20%
SHOPLIFTING UNDER \$5000	48	71	43	54	54	0%
OTHER THEFTS UNDER \$5000	410	351	320	240	215	-10%
THEFT OF UTILITY	1	0	2	1	0	-100%
TOTAL THEFTS UNDER \$5000	686	642	533	461	401	-13%

OCCURRENCE STATISTICS

CRIMES AGAINST PROPERTY (Continued)

	2004	2005	2006	2007	2008	% Difference 2007 to 2008
PROPERTY DAMAGE OVER \$5000	2	3	2	8	3	-63%
PROPERTY DAMAGE UNDER \$5000	609	611	584	587	419	-29%
ARSON - DAMAGE PROPERTY	8	12	11	10	5	-50%
POSSESSION OF STOLEN PROPERTY	112	125	69	80	71	-11%
FRAUDS						
CREDIT CARD	24	19	16	21	8	-62%
FRAUD	70	75	54	79	80	+1%
PERSONATION	5	5	2	0	4	N/C
FORGERY	8	8	1	1	0	-100%
UTTERING	10	8	3	2	2	0%
COUNTERFEITING - POSSESSION/UTTERING	52	17	2	6	4	-33%
TOTAL FRAUDS	169	132	78	109	98	-10%
TOTAL CRIMES AGAINST PROPERTY	1799	1705	1523	1449	1147	-21%

OCCURRENCE STATISTICS

	2004	2005	2006	2007	2008	% Difference 2007 to 2008
OTHER CRIMINAL CODE						
WEAPONS OFFENCES	34	41	47	46	32	-30%
TRESPASS - NIGHT	0	11	2	0	6	N/C
DISTURB THE PEACE	346	277	179	139	138	-1%
OBSTRUCTION/RESIST POLICE	36	37	22	49	47	-4%
INDECENT ACT	14	14	9	5	10	+100%
BAIL VIOLATION	178	151	116	152	159	+5%
ESCAPE CUSTODY	0	1	0	1	0	-100%
PRISONERS UNLAWFULLY AT LARGE	0	0	0	1	0	-100%
BREACH OF PROBATION	112	81	67	87	84	-3%
CHILD PORNOGRAPHY	1	0	1	2	2	0%
VOYEURISM	*	*	*	1	2	+100%
TOTAL OTHER CRIMINAL CODE OFFENCES	721	613	443	483	480	-1%
OTHER NON OFFENCES						
PEACE BOND	8	4	10	5	0	-100%
BREACH OF PEACE	17	23	28	24	37	+54%
GRAND TOTAL OF CRIMINAL OFFENCES	2880	2701	2337	2252	2011	-11%

* Denotes category not existing during the year due to addition or deletion

OCCURRENCE STATISTICS

	2004	2005	2006	2007	2008	% Difference 2007 to 2008
DRUG OFFENCES						
COCAINE POSSESSION	9	17	19	20	12	-35%
COCAINE TRAFFICKING	18	15	20	22	20	-14%
METHADONE POSSESSION	1	0	0	0	0	0%
PRODUCTION OF MARIHUANA	0	1	0	0	0	0%
MARIHUANA POSSESSION OVER 30 G	3	0	3	4	1	-50%
MARIHUANA POSSESSION UNDER 30 G	172	136	58	93	103	+4%
POSSESSION OF CANNABIS RESIN- SCH VIII	3	1	2	1	4	+100%
TRAFFICKING HASHISH LESS THAN 3 KILOS.	0	0	0	0	0	0%
POSSESSION OTHER SCHEDULE I DRUGS	0	3	10	8	1	-75%
MDA TRAFFICKING	1	0	0	0	2	N/C
MARIHUANA TRAFFICKING OVER 3 KG	2	1	3	0	0	0%
MARIHUANA TRAFFICKING UNDER 3 KG	15	10	2	6	8	+33%
CANNABIS RESIN - TRAFFICKING VII	1	2	0	0	0	0%
POSSESSION OF PSILOCYBIN	3	3	0	0	3	N/C
PSILOCYBIN TRAFFICKING	3	0	0	0	0	0%
METHAMPHETAMINE TRAFFICKING	5	1	1	0	0	N/C
POSSESSION OF OTHER SCHEDULE III DRUGS	7	17	0	2	9	+400%
TRAFFICKING OF OTHER SCHEDULE III DRUGS	2	2	5	1	0	+100%
TRAFFICKING OF OTHER SCHEDULE I DRUGS	0	1	1	3	0	-33%
TRAFFICKING OTHER SCHEDULE IV	1	0	0	0	1	0%
*PROCEEDS OF CRIME (DRUG OFFENCES)	*	*	*	17	17	0%
TOTAL DRUG OFFENCES	246	210	124	177	180	+2%

*OFFENCE NO LONGER CAPTURED UNDER POSSESSION OF STOLEN PROPERTY CATEGORY

OCCURRENCE STATISTICS

PROVINCIAL ACTS

	2004	2005	2006	2007	2008	% Difference 2007 to 2008
CHILD WELFAIRE	36	42	48	41	35	-15%
CORONERS ACT	14	22	24	16	18	+13%
GAMING & LIQUOR ACT	745	653	656	588	509	-13%
MENTAL HEALTH ACT	134	127	158	123	148	+20%
FAMILY RELATIONS ACT	92	140	229	258	243	-6%
OTHER PROVINCIAL STATS	62	91	94	79	78	-1%
PROVINCIAL ENVIRONMENT LEGISLATION	30	60	8	23	13	-43%
SUMMARY CONVICTION ACT	110	71	63	62	93	+50%
TRESPASS ACT	18	20	34	22	30	+36%
MUNICIPAL BYLAWS	675	676	612	631	588	-7%

NOTE: These offences are all Provincial legislation acts and do not fall under federal criminal legislation.

They have been included in this report to illustrate some of the main areas the Police Service deals with in conjunction with criminal and traffic related offences.

OCCURRENCE STATISTICS

CRIMINAL CODE TRAFFIC OFFENCES

	2006	2007	2008	% Change
IMPAIRED DRIVING/OVER 80 MG%	124	129	123	-5%
FAIL/REFUSE TO PROVIDE BREATH SAMPLES	8	18	12	-33%
DRIVING WHILE DISQUALIFIED/PROHIBITED	9	12	11	-8%
DANGEROUS OPERATION OF A M/V	24	33	40	+21%
ROADSIDE SUSPENSIONS	131	136	106	-22%
TOTAL	296	328	292	-12%

PROVINCIAL TRAFFIC OFFENCES

Fail to Stop/Remain at Accident	22	15	15	0%
Drive With Undue Care & Attention	1	5	11	+120%
Driving While Disqualified	21	32	38	+19%
Moving Traffic Violations	6375	6526	5823	-11%
Non-Moving Traffic Violations	245	241	568	+135%
Insurance Charges	41	54	63	+17%
Parking Violations	13	121	82	-32%
Written Warnings	46	22	31	+43%
TOTAL	6764	7016	6631	-6%

MOTOR VEHICLE ACCIDENTS

Fatal	2	0	0	0%
Non-Fatal Injury	59	41	32	-22%
Property Damage - Reportable	599	653	669	2%
Property Damage - Non-Reportable	98	85	73	-14%
TOTAL MOTOR VEHICLE ACCIDENTS	769	779	774	-1%
TOTAL PERSONS INJURED	75	55	40	-3%