

CAMROSE POLICE SERVICE



2009

ANNUAL REPORT

*“Public safety through
policing excellence”*

MESSAGE FROM THE POLICE COMMISSION

As the recently appointed Chair, I am pleased to provide some comments on behalf of the Camrose Police Commission. 2009 will long be remembered as the year that repeatedly challenged our organization, personnel and the City. The Police Service, in each incident, responded appropriately, professionally and maintained their endurance until each incident concluded. The Commission proudly joins many other community groups in congratulating the service on their dedication and operational readiness.

2009 marks the last year of a three year cycle in the Service's commitment to the Commission on Accreditation for Law Enforcement Agencies and as such we have prepared ourselves for an external audit in 2010. We want to assure the community that we will continue to meet or exceed the standards set by CALEA as a means of proving our competencies in policing.

This was the first year of a three year strategic plan. We will be reviewing our action items and performance indicators to evaluate its effectiveness, while making the necessary modifications for the future. I know that our highest priority "Community Safety" was consistently achieved and done within budget.

Through the financial support of our community, Police Service Dog Mishka joined our team and received formal training through the Calgary Police Service Canine Unit. We look forward to a long successful partnership between her and Cst. Rolfe.

I would like to take this opportunity to thank our past Chair, Joe Furber and members Robert Ford and Jerome Stang for their dedicated years of service to the Commission. We would again like to thank our Public Complaint Director, Damian Herle for completing this extremely important duty for us.

The Commission consisting of myself, Vice Chair Lee Katchur, board members Councilor Ina Nielsen, Councilor Ray McIssac, James Cardiff, Mike Howard and Kevin Hycha look forward to working with Chief Kambeitz and all of our community partners to keep Camrose safe.

Lowell Knutson
Chair
Camrose Police Service



CAMROSE POLICE SERVICE

The Camrose Police Service was established in 1956 and through the guidance and leadership of the following Chiefs has continually advanced and is recognized for its accomplishments throughout Canada.

Chief H.L. MARTIN - April, 1956 - May, 1963
Chief E.V. CHRISTIANSON - June, 1963 - July, 1982
Chief F.D. FRANKLIN - August, 1982 - July, 1987
A/Chief V.N. REDEKOPP - August, 1987 - December, 1987
Chief W.S. BRADSHAW - January, 1988 - January, 1999
Chief M.L. CHALMERS - January, 1999 - December, 2007

Our Mission

Public safety through Policing excellence.

Our Vision

To be a modern, progressive organization collaborating with our community to provide a safe and caring environment that enhances quality of life in Camrose.

Values

- A** Accountability - Responsible for all our decisions and actions.
- S** Stewardship - Dedicated to building a heritage for future generations by encouraging community minded growth and well-being for all internal and external stakeholders.
- P** Professionalism - maintain public confidence, trust and pride.
- I** Integrity - Doing the right things, for the right reasons, all of the time.
- R** Respect - Treat all with courtesy, compassion, fairness and dignity.
- E** Excellence - Committed to the highest ethical and legal standards in everything we do.

MESSAGE FROM THE CHIEF



D.L. Kambeitz
Chief of Police

The 2009 Camrose Police Service Annual Report is an opportunity to provide the citizens of Camrose with a snapshot of our year's activities. I need to start this message by thanking all of our personnel for their commitment to the organization and Camrose throughout this tasking year. As we moved from one high risk, environmentally or human induced, situation to the next I was continually impressed with their cohesiveness and ultimate effective responses, deployment and results. I have received numerous accolades all of which belong to the men and women of this Service who often placed themselves in harms way to prevent and mitigate threats to public safety.

2009 was the first year of a three year strategic plan, which has been deemed successful. We have reviewed our four priorities "Community Safety", "Communications and Collaboration", "Financial Responsibility and Infrastructure", and "Invest in our Employees" and find that they are still relevant. We will continue to analyze our performance measures and modify our action items to achieve our goals. The value of preparedness was apparent many times this year and as such we will remain committed to our personnel by providing the best training and equipment reasonably available.

The 2009 Crime Analysis shows a 3% increase in reported criminal offences compared to 2008. I am impressed with the concentrated targeted effort that was placed on identified prolific offenders, a small percentage of our population that is responsible for a high percentage of the criminal activity. Those efforts will be enhanced. Our Traffic Analysis also reports a 3% increase in "on highway" collisions and an increase in collisions involving the more vulnerable roadway users, pedestrians, bicyclists and motorcyclists. We have established initiatives and plans to reduce and mitigate those collisions for 2010.

The constantly adjusting economy will place fiscal challenges on our Service in 2010. I will work diligently with the Camrose Police Commission to operate responsibly, maximizing our efficiencies while maintaining our effectiveness. Our successes in 2009 were significantly enhanced by our strong community partners and support from Municipal, County and Provincial officials for which I am grateful.



Accreditation

“To be recognized as an agency that has conformed to a body of standards related to a specific discipline”.

The benefits of Accreditation to the community is they can be assured their law enforcement agency is committed to high quality service and that the agencies policies and procedures are effective and responsive, but yet fair and equitable. It also enhances community understanding of the law enforcement agency’s role along with its goals and objectives and promotes community cooperation and understanding.

On July 31st, 1993 the Camrose Police Service achieved its first Accreditation status through the Commission on Accreditation for Law Enforcement Agencies (CALEA). The Camrose Police Service was the first police service in Canada with fewer than one hundred police officers to achieve such distinction.

The Police Service has since been re-accredited in 1998, 2001, 2004, 2007 and will be seeking re-accreditation in 2010.

The Police Service must also comply with Provincial Policing Standards as set out by the Solicitor General of Alberta. In 2006, the Camrose Police Service was the first police agency in Alberta to be in compliance with these Standards. Another review of the Camrose Police Service in regards to the Provincial Policing Standards will be conducted again in 2010.

The Camrose Police Service has shown its commitment to professionalism in terms of adherence to a body of policing standards.

“Camrose Police Service.An Accredited Police Agency”



CRIME PREVENTION/COMMUNITY RELATIONS

Camrose Police Service's Crime Prevention/Community Relations projects and initiatives are managed by a full time member of the Service. During the first half of 2009 we were unable to make that commitment but the program ran successfully due to the cooperation of several Police Officers filling the void. In October 2009, Cst. Shawn Lofgren was assigned to the duty of the Crime Prevention/Community Relations Officer.

Communication is facilitated greatly through the partnership with the Camrose Booster, Camrose Canadian, Camrose Morning News, the advertising specialist, and CAM-FM. These partners regularly assist in communicating news and messages from the Camrose Police Service to the citizens of Camrose.

In 2009 we continued to provide office tours and information sessions to city and county school groups. Presentations continued to be done throughout the year to various organizations and groups. Examples were fraud prevention talks, drug awareness talks by members of the Major Crimes Unit, impaired driving lectures at Shaw Pipe, safety announcements on Cam-FM, Emergency Services Day as well as many others including talks to women at Brigantia Place. Cst. ROLFE has also assisted greatly with public relations by making presentations to various organizations with Camrose Police Service Dog Mishka.

Victim Services is a key part of the Camrose Police Service. They provide volunteer support to those in need.

Currently there are 11 advocates trained with 2 crossed trained to provide Red Cross Services. Victim Service Advocates provide immediate and follow up services to victims on an on call basis 24 hours, 365 days of the year. In 2009 the Unit responded to 674 cases as compared to 553 the previous year. VSU members were very active as participants with fundraisers and other Police Service sponsored charity events. Our Service and membership are extremely proud of their efforts



CRIME PREVENTION/COMMUNITY RELATIONS

The Camrose branch of Crime Stoppers continues to provide a great service to the Police and the Camrose Community. The organization assists in receiving tips on unsolved crimes which are forwarded to the Camrose Police Service to assist in our investigations. Many of these tips have led to successful arrests and charges.



The Business Watch program continued to be a successful crime prevention component to Camrose City Police in 2009. This program allows the Service and businesses in Camrose to share information on crime trends and scams to prevent victimization.



SCHOOL RESOURCE OFFICER/D.A.R.E. PROGRAMS

MISSION STATEMENT

To give young people facts about drugs, tobacco and alcohol and to 'inoculate' them against negative peer pressure by teaching self-management and resistance skills.

PROGRAM DESCRIPTION

D.A.R.E. is an acronym for Drug Abuse Resistance Education. The core curriculum emphasizes a 'no use' message based on improving life skills and focusing on drug awareness, peer pressure resistance training, self-improvement concepts, personal safety, and decision-making skills.

STAFF:

Cst John Fernhout, Program Coordinator and Instructor
Cst. Craig Ferguson, Instructor
Cst. Annik Levesque, Instructor
Cst. Scott Sveinbjornson, Instructor
Cst. Crystal MacDonald, Instructor

The instructors in the year 2009 contributed approximately 300-person hours of volunteer time. Officers also volunteered time to attend presentations, special activities, meetings and events.

Instructors and DARE supporters have also volunteered countless hours at fundraising events, parades, and graduation.

FUNDING PARTNERS

Funding for the Camrose D.A.R.E. program is received from a variety of sources. Salary expenses for the School Resource Officer are received from the following partners; the City of Camrose, Battle River Regional Division #31, Elk Island Catholic Separate Division #41, East Central Child Services and Camrose & District Support Services. Additional funding is also received from service clubs, local businesses and private individuals. The materials and training aspects of the program are funded through grant application and fund raising projects conducted by the teachers and students involved in the D.A.R.E program. The Jaywalkers and Show & Shine events continue to be the main fundraising events that provide extra funding. All the proceeds go towards supporting the D.A.R.E. program.

Alberta Municipal Affairs provided the D.A.R.E. program with a \$35,197 grant through the 2008 Municipal Sponsorship Program, to purchase a new SRO vehicle.

PROJECT DESCRIPTION AND EVALUATION

In 2009, the program celebrated its 12th year. Every elementary and Junior High school in Camrose has been involved in the D.A.R.E. program. A total of 600 students participated in the D.A.R.E. program, 200 grade 3 students, 197 grade 6 students, and 203 grade 8 students. Grade 3 students receive five classes of DARE instruction, including topics such as personal safety, bullying and drug awareness. Grade 6 and grade 8 students receive ten classes of DARE instruction.

SCHOOL RESOURCE OFFICER/D.A.R.E. PROGRAMS

At the conclusion of the grade 6 program, an essay is required from the students. The essay is a personal promise to make good choices regarding drugs, alcohol and tobacco. This provides feedback as to their knowledge and understanding of the course content. After reviewing the essays the majority of students were able to interpret the lessons of the program, and state how it will help improve their lives.

Grade 8 students received a brand new D.A.R.E. curriculum this year. The program is titled Keeping It Real and is based on the acronym R.E.A.L. (refuse, explain, avoid, leave) which represents the four main strategies used to get out of tough situations involving drugs and peer pressure. This new program comes with a homework booklet that challenges the students to apply the information they learn in class to their daily life. There are 5 videos included in the program which demonstrate real teens and what strategies they have used in real situations.

The D.A.R.E. program was designed to, and continues to represent a large percentage of the health curriculum required by Alberta Learning at the grade levels where D.A.R.E is taught.

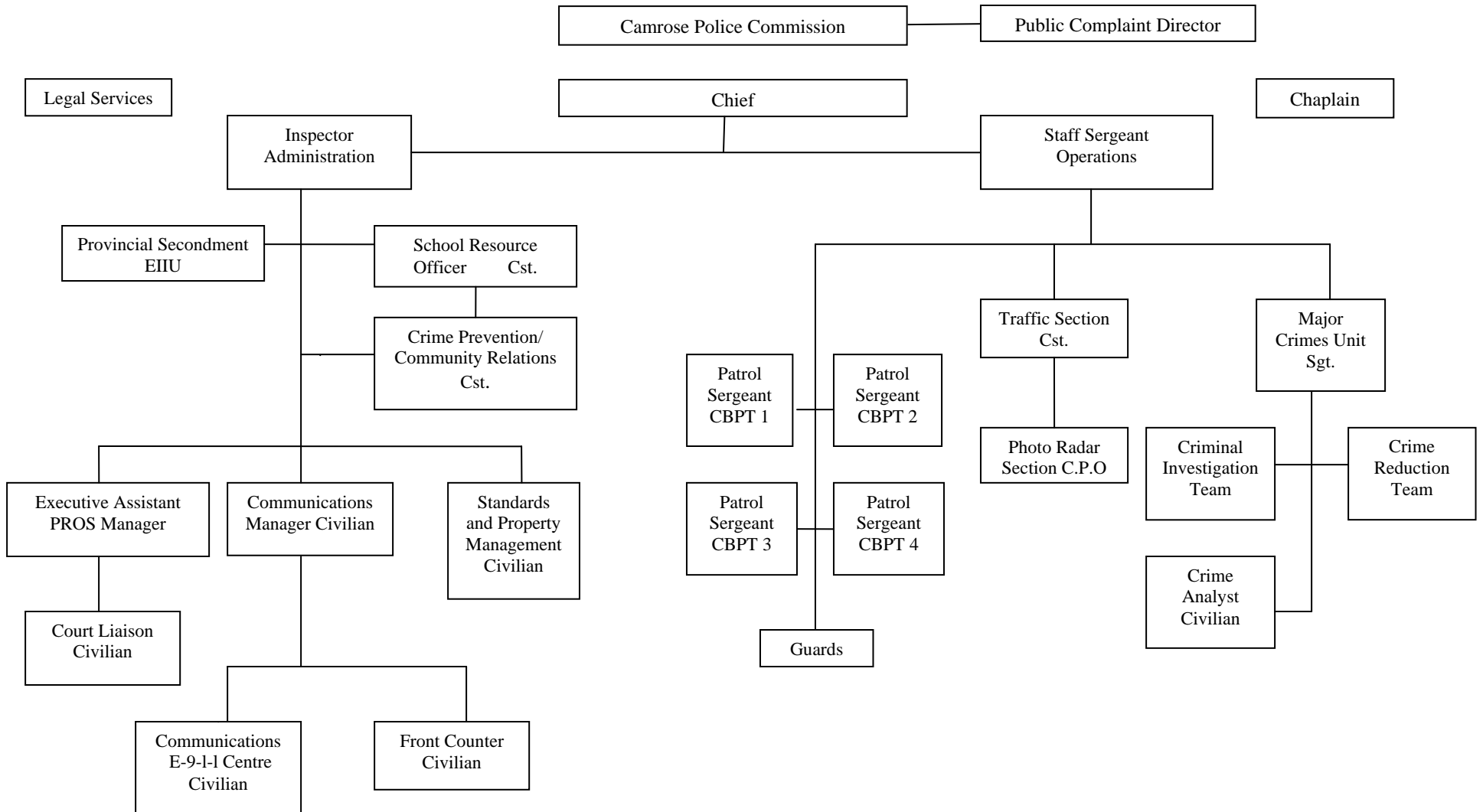


One of many D.A.R.E. graduating classes of 2009

New School Resource Officer vehicle



ORGANIZATIONAL CHART



2009 FAST FACTS ABOUT THE CAMROSE POLICE SERVICE

- Provide 24/7 Policing Services to the City of Camrose
- Camrose Population (2008 Census) - 16,543
- Authorized 2009 Complement – 30*

Chief of Police	1
Inspector	1
Staff Sergeant	1
Sergeants	5
Constables	22
- * includes externally funded positions
- * 1 – School Resource Officer – funded by the community and school divisions
- * 1 – Provincial Secondment – funded by A.L.E.R.T.
- * 1 – Police Officer – funded by the Alberta Solicitor General Public Safety

- Police to Population Ratio - 1:551
- Provided Police response to over 18,800 occurrences
- Completed 2,070 Criminal Investigations
- Seized 630 grams of Cocaine and 2000 grams of Marihuana
- Seized illegal narcotics totaling \$115,000
- Completed 790 Traffic Collision Investigations
- Utilize Photo Radar Enforcement to enhance traffic safety throughout the year
- Operate a Provincial Lock-up 24/7
- Managed 853 prisoners through the lock-up
- Authorized civilian staff - 15
- Provide 24/7 E-911 Call Answer Services to the City of Camrose and Camrose County
- Provide 24/7 Dispatch Services to the Camrose Police Service, Camrose Fire Service, and 9 Camrose County Fire Departments
- Received more than 8189 E-911 calls or approximately 22 calls per day
- Have more than 70 volunteers contributing time and energy to our ongoing programs, boards and community projects

SERVICE RECOGNITION & AWARDS

Sergeant Keech received his 20 year exemplary service medal from Governor General of Canada.

Sergeant Fraser received his 20 year exemplary service medal from Governor General of Canada.

Sergeant Fraser received the City of Camrose 20 year Service pin.

Crime Analyst Barbara Fowler received her 20 year Service pin.

Communications Technicians Jacqueline Kirk, Laurie Purdy and Debra Zwack all received the City of Camrose 10 year Service pin.

Cst. Cossette, Cst. Kuster, Cst. These, Cst. Cartier and Nikkie Davidson all received the City of Camrose full time status pins.

PROMOTIONS

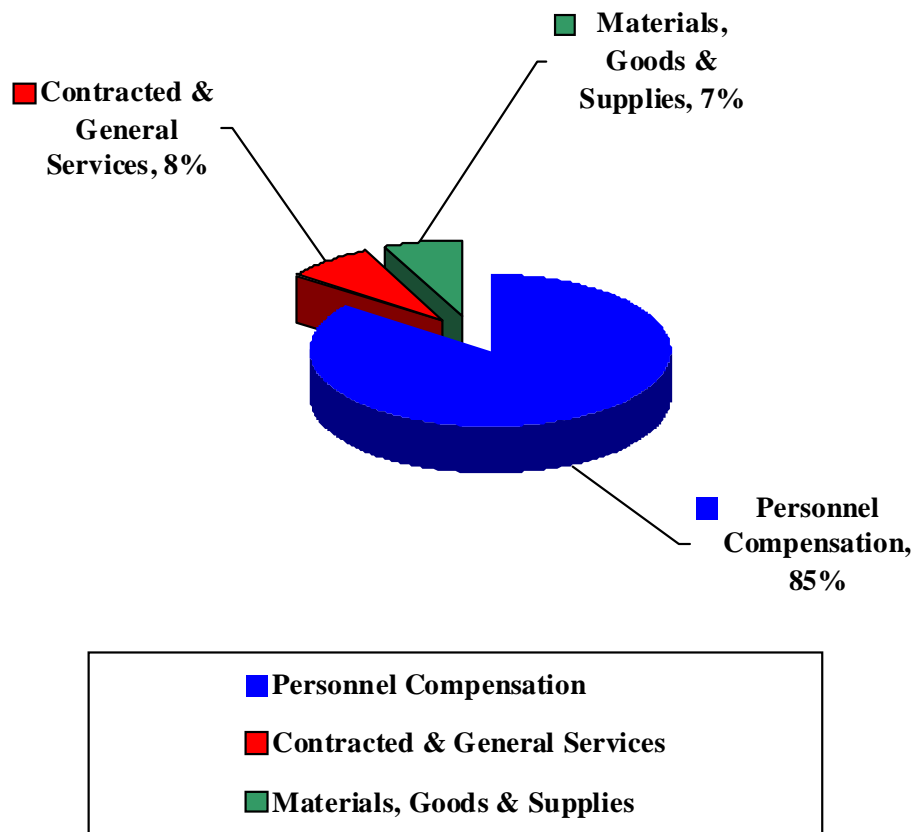
Sergeant Brisson

PROFESSIONAL STANDARDS

Formal complaints investigated - 6
Investigations resulting in sanctions - 1
Formal compliments – 29

BUDGET

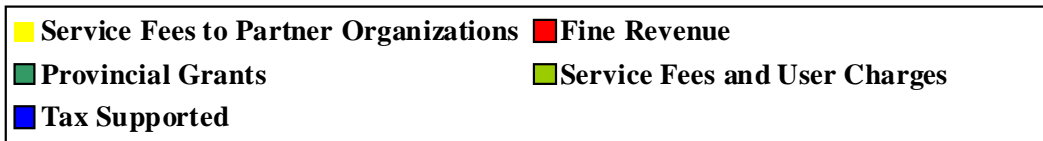
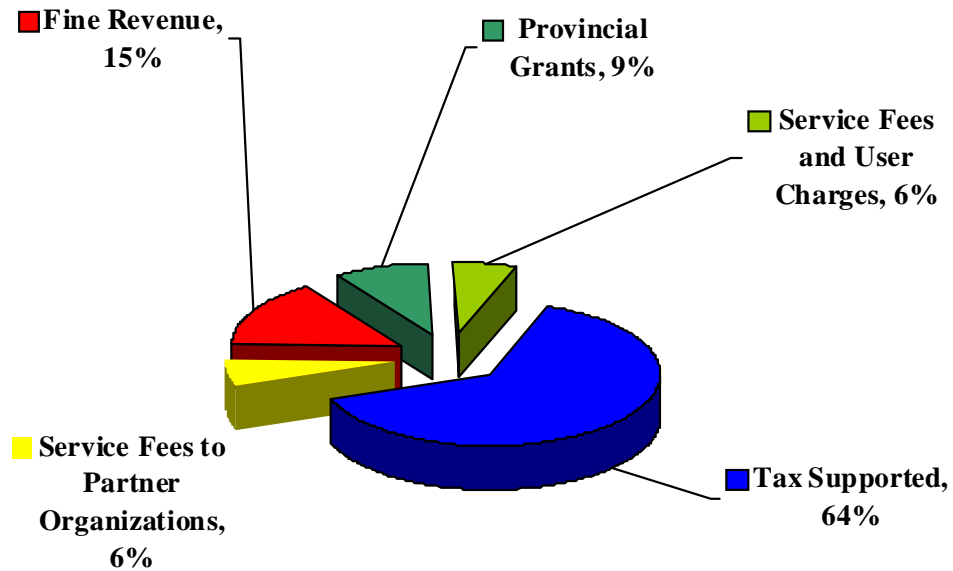
2009 OPERATIONAL EXPENDITURE



The 2009 Operating Budget \$4,583,225.00 approved by Council for the Police Service is highlighted by percentages in the above graph.

BUDGET

2009 OPERATIONAL FINANCING



The 2009 Operating Budget \$4,583,225.00 was financed as indicated by percentages in the above graph, with \$2,945,200.00 being tax supported.

OCCURRENCE STATISTICS

CRIMES AGAINST PERSONS

	2005	2006	2007	2008	2009	% Difference 2008 to 2009
HOMICIDE						
MURDER 1ST DEGREE	0	0	0	0	0	0%
ATTEMPTED MURDER	0	0	0	0	0	0%
CONCEAL DEAD BODY/CHILD AT BIRTH	1	0	0	0	0	0%
TOTAL HOMICIDE	1	0	0	0	0	0%
ROBBERY						
ROBBERY WITH FIREARM	2	0	0	1	1	0%
ROBBERY WITH OFFENSIVE WEAPON	1	1	0	0	2	N/C
OTHER ROBBERY	1	1	0	3	1	-67%
TOTAL ROBBERY	4	2	0	4	4	0%
ASSAULTS						
SEXUAL ASSAULT WITH WEAPON	0	0	0	0	0	0%
SEXUAL ASSAULT	17	15	8	16	11	-31%
ASSAULT LEVEL 1	166	147	132	150	156	4%
ASSAULT LEVEL 2	30	38	28	34	34	0%
AGGRAVATED ASSAULT LEVEL 3	0	1	1	0	1	N/C
ASSAULT ON POLICE	2	4	14	12	17	42%
OTHER ASSAULTS	3	1	2	1	3	200%
DISCHARGE FIREARM	0	2	0	0	1	N/C
TOTAL ASSAULTS	218	208	184	213	223	5%
OTHER SEX OFFENCES	0	5	3	4	3	-25%

OCCURRENCE STATISTICS

CRIMES AGAINST PERSONS (Continued)

	2005	2006	2007	2008	2009	% Difference 2008 to 2009
ABDUCTIONS						
ABDUCT PERSON UNDER 14	0	0	0	0	0	0%
ABDUCT CONTRAVENING CUSTODY ORDER	0	0	0	0	0	0%
ADBUCT - NO CUSTODY ORDER	0	0	0	0	0	0%
TOTAL ABDUCTIONS	0	0	0	0	0	0%
ARSON - DISREGARD FOR LIFE	*	*	1	0	0	0%
KIDNAPPING	1	0	0	0	0	0%
EXTORTION	0	0	0	0	0	0%
CRIMINAL HARASSMENT	39	22	8	24	37	54%
UTTERING THREATS	93	96	95	102	93	-9%
TOTAL CRIMES AGAINST PERSONS	356	333	291	347	360	4%

* Denotes years in which category information was not captured

*N/C = Not Calculable

OCCURRENCE STATISTICS

CRIMES AGAINST PROPERTY

	2005	2006	2007	2008	2009	% Difference 2008 to 2009
BREAK AND ENTER						
BUSINESS	34	36	46	45	43	-4%
RESIDENTIAL	51	58	48	31	32	3%
OTHER	42	72	36	27	14	-48%
TOTAL BREAK AND ENTER	127	166	130	103	89	-14%
THEFT OF MOTOR VEHICLES						
AUTO	13	20	16	23	10	-57%
TRUCK	29	27	21	14	16	14%
MOTORCYCLE	0	2	7	0	3	N/C
OTHER	5	17	9	4	13	225%
TOTAL THEFT OF MOTOR VEHICLES	47	66	53	41	42	2%
THEFT OVER \$5000						
THEFT FROM MOTOR VEHICLES	0	2	1	0	0	0%
SHOPLIFTING OVER \$5000	0	0	0	0	1	N/C
OTHER THEFT OVER \$5000	6	12	10	6	4	-33%
TOTAL THEFTS OVER \$5000	6	14	11	6	5	-17%
THEFTS UNDER \$5000						
BICYCLE THEFTS	84	42	40	28	28	0%
THEFTS FROM MOTOR VEHICLES	136	126	130	104	162	56%
SHOPLIFTING UNDER \$5000	71	43	54	54	74	37%
OTHER THEFTS UNDER \$5000	351	320	240	215	199	-7%
THEFT OF UTILITY	0	2	1	0	0	0%
TOTAL THEFTS UNDER \$5000	642	533	461	401	463	15%

OCCURRENCE STATISTICS

CRIMES AGAINST PROPERTY (Continued)

	2005	2006	2007	2008	2009	% Difference 2008 to 2009
PROPERTY DAMAGE OVER \$5000	3	2	8	3	1	-67%
PROPERTY DAMAGE UNDER \$5000	611	584	587	419	420	0%
ARSON - DAMAGE PROPERTY	12	11	10	5	5	0%
POSSESSION OF STOLEN PROPERTY	125	69	80	71	117	65%
FRAUDS						
CREDIT CARD	19	16	21	8	14	75%
FRAUD	75	54	79	80	74	-8%
PERSONATION	5	2	0	4	1	-75%
FORGERY	8	1	1	0	2	N/C
UTTERING	8	3	2	2	0	-100%
COUNTERFEITING - POSSESSION/UTTERING	17	2	6	4	4	0%
TOTAL FRAUDS	132	78	109	98	95	-3%
TOTAL CRIMES AGAINST PROPERTY	1705	1523	1449	1147	1237	8%

OCCURRENCE STATISTICS

	2005	2006	2007	2008	2009	% Difference 2008 to 2009
OTHER CRIMINAL CODE						
WEAPONS OFFENCES	41	47	46	32	34	6%
TRESPASS - NIGHT	11	2	0	6	1	-83%
DISTURB THE PEACE	277	179	139	138	144	4%
OBSTRUCTION/RESIST POLICE	37	22	49	47	43	-9%
INDECENT ACT	14	9	5	10	9	-10%
BAIL VIOLATION	151	116	152	159	114	-28%
ESCAPE CUSTODY	1	0	1	0	0	0%
PRISONERS UNLAWFULLY AT LARGE	0	0	1	0	0	0%
BREACH OF PROBATION	81	67	87	84	87	4%
CHILD PORNOGRAPHY	0	1	2	2	1	-50%
VOYEURISM	*	*	1	2	0	-100%
TOTAL OTHER CRIMINAL CODE OFFENCES	613	443	483	480	433	-10%
OTHER NON OFFENCES						
PEACE BOND	4	10	5	0	1	N/C
BREACH OF PEACE	23	28	24	37	39	5%
GRAND TOTAL OF CRIMINAL OFFENCES	2701	2337	2252	2011	2070	3%

* Denotes category not existing during the year due to addition or deletion

OCCURRENCE STATISTICS

	2005	2006	2007	2008	2009	% Difference 2008 to 2009
DRUG OFFENCES						
COCAINE POSSESSION	17	19	20	12	10	-17%
COCAINE TRAFFICKING	15	20	22	20	17	-15%
METHADONE POSSESSION	0	0	0	0	0	0%
PRODUCTION OF MARIHUANA	1	0	0	0	0	0%
MARIHUANA POSSESSION OVER 30 G	0	3	4	1	2	100%
MARIHUANA POSSESSION UNDER 30 G	136	58	93	103	85	-17%
POSSESSION OF CANNABIS RESIN- SCH VIII	1	2	1	4	8	100%
TRAFFICKING HASHISH LESS THAN 3 KILOS.	0	0	0	0	0	0%
POSSESSION OTHER SCHEDULE I DRUGS (Morphine, etc.)	3	10	8	1	0	-100%
MDA TRAFFICKING	0	0	0	2	0	-100%
MARIHUANA TRAFFICKING OVER 3 KG	1	3	0	0	0	0%
MARIHUANA TRAFFICKING UNDER 3 KG	10	2	6	8	14	75%
CANNABIS RESIN - TRAFFICKING VII	2	0	0	0	0	0%
POSSESSION OF PSILOCYBIN	3	0	0	3	0	-100%
PSILOCYBIN TRAFFICKING	0	0	0	0	1	N/C
METHAMPHETAMINE TRAFFICKING	1	1	0	0	0	0%
POSSESSION OF OTHER SCHEDULE III DRUGS (Ecstasy, Methamphetamine & Psilocybin, etc.)	17	0	2	9	6	-33%
TRAFFICKING OF OTHER SCHEDULE III DRUGS (Ecstasy, Methamphetamine & Psilocybin, etc.)	2	5	1	0	7	N/C
TRAFFICKING OF OTHER SCHEDULE I DRUGS (Morphine, etc.)	1	1	3	0	0	0%
TRAFFICKING OTHER SCHEDULE IV (Valium, etc.)	0	0	0	1	0	-100%
*PROCEEDS OF CRIME (Drug Offences)	*	*	17	17	14	-18%
TOTAL DRUG OFFENCES	210	124	177	180	164	-9%

*offence no longer captured under Possession of Stolen Property Category

OCCURRENCE STATISTICS

PROVINCIAL ACTS

	2005	2006	2007	2008	2009	% Difference 2008 to 2009
CHILD WELFARE	42	48	41	35	27	-23%
CORONERS ACT	22	24	16	18	22	22%
GAMING & LIQUOR ACT	653	656	588	509	568	12%
MENTAL HEALTH ACT	127	158	123	148	137	-7%
FAMILY RELATIONS ACT	140	229	258	243	213	-12%
OTHER PROVINCIAL STATS	91	94	79	78	70	-10%
PROVINCIAL ENVIRONMENT LEGISLATION	60	8	23	13	17	31%
SUMMARY CONVICTION ACT	71	63	62	93	63	-32%
TRESPASS ACT	20	34	22	30	37	23%
MUNICIPAL BYLAWS	676	612	631	588	736	25%

NOTE: These offences are all Provincial legislation acts and do not fall under federal criminal legislation.

They have been included in this report to illustrate some of the main areas the Police Service deals with in conjunction with criminal and traffic related offences.

OCCURRENCE STATISTICS

CRIMINAL CODE TRAFFIC OFFENCES

	2006	2007	2008	2009	% Change
IMPAIRED DRIVING/OVER 80 MG%	124	129	123	77	-37%
FAIL/REFUSE TO PROVIDE BREATH SAMPLES	8	18	12	7	-42%
DRIVING WHILE DISQUALIFIED/PROHIBITED	9	12	11	15	+36%
DANGEROUS OPERATION OF A M/V	24	33	40	22	-45%
ROADSIDE SUSPENSIONS	131	136	106	110	+4%
TOTAL	296	328	292	231	-21%

PROVINCIAL TRAFFIC OFFENCES

Fail to Stop/Remain at Accident	22	15	15	11	-27%
Drive With Undue Care & Attention	1	5	11	10	-9%
Driving While Disqualified	21	32	38	33	-13%
Moving Traffic Violations	6375	6526	5823	6882	18%
Non-Moving Traffic Violations	245	241	568	971	+71%
Insurance Charges	41	54	63	51	-19%
Parking Violations	13	121	82	233	+184%
Written Warnings	46	22	31	24	-23%
TOTAL	6764	7016	6631	8215	+24%

MOTOR VEHICLE ACCIDENTS

Fatal	2	0	0	1	100%
Non-Fatal Injury	59	41	32	42	31%
Property Damage - Reportable	599	653	669	729	9%
Property Damage - Non-Reportable	98	85	73	18	-75%
TOTAL MOTOR VEHICLE ACCIDENTS	769	779	774	790	2%
TOTAL PERSONS INJURED	75	55	40	40	0%