

CAMROSE POLICE SERVICE



2010

ANNUAL REPORT

*“Public safety through
policing excellence”*

MESSAGE FROM THE POLICE COMMISSION

The past year has seen some great accomplishments for our Police Service. Our service was reconfirmed by C.A.L.E.A. as an accredited agency and given a further accolade as a “Flagship agency” that other police services in Canada and the U.S.A. should emulate. Alberta’s Solicitor General’s office has also awarded our Service with certification for meeting all the Provincial standards developed by them. Training of our officers is again proving beneficial to the citizens of Camrose as it has enabled our service to achieve these high level accomplishments. The results are seen in our statistics where crime has dropped in our city from previous years. Policing is expensive with the majority of our budget going to salaries. We have still kept our costs per capita below the provincial average. We thank council for their support in helping us achieve our service goals.

The Commission’s challenge along with Police management for the next year will be to maintain current service levels in this changing economy. We are a growing city that will be attractive to certain criminal elements. Drugs, gangs, gambling, computer enabled fraud and a struggling economy all provide opportunity for crime to grow, and we must work with our citizens to mitigate those impacts on our community.

The Commission consisting of Robert Ford (Vice Chair), Councilor Gerry Galenza, Councilor Ray McIsaac, Kevin Hycha, Mike Howard, Lorrie Sitler and I as Chair look forward to working with Chief Kambeitz to ensure the community of Camrose is a well policed community. Our special thanks goes to our volunteer Public Complaints Monitor Damian Herle for serving the citizens of Camrose and for assisting the Commission in this vital role.

Lowell Knutson
Chair
Camrose Police Commission



CAMROSE POLICE SERVICE

The Camrose Police Service was established in 1956 and through the guidance and leadership of the following Chiefs has continually advanced and is recognized for its accomplishments throughout Canada.

Chief H.L. MARTIN - April, 1956 - May, 1963
Chief E.V. CHRISTIANSON - June, 1963 - July, 1982
Chief F.D. FRANKLIN - August, 1982 - July, 1987
A/Chief V.N. REDEKOPP - August, 1987 - December, 1987
Chief W.S. BRADSHAW - January, 1988 - January, 1999
Chief M.L. CHALMERS - January, 1999 - December, 2007

Our Mission

Public safety through Policing excellence.

Our Vision

To be a modern, progressive organization collaborating with our community to provide a safe and caring environment that enhances quality of life in Camrose.

Values

- A** Accountability - Responsible for all our decisions and actions.
- S** Stewardship - Dedicated to building a heritage for future generations by encouraging community minded growth and well-being for all internal and external stakeholders.
- P** Professionalism - maintain public confidence, trust and pride.
- I** Integrity - Doing the right things, for the right reasons, all of the time.
- R** Respect - Treat all with courtesy, compassion, fairness and dignity.
- E** Excellence - Committed to the highest ethical and legal standards in everything we do.

MESSAGE FROM THE CHIEF



D.L. Kambeitz
Chief of Police

It is a pleasure to prepare this 2010 Annual Report for the Camrose Police Service. The past year included unique challenges and opportunities for our Service. We were impacted by the uncertainties of the current economy as was our community, the Province and all of Canada. I am certain those fiscal challenges will continue into 2011 and we will strive to remain within our budgeted funds as we did in 2010.

The Camrose Police Service was recognized by the Commission on Accreditation for Law Enforcement Agencies and received several awards in 2010 acknowledging our professionalism and commitment to our citizens. I am very proud of these accomplishments and commend all of our personnel for those achievements. Everyday the men the women of our Service are challenged to make split second decisions that impact the citizens they are in contact with. The awards we received confirm that we are consistently prepared to be legally placed and make the appropriate decisions with the information available. We remain committed to providing our personnel with the best training and equipment reasonably available so they can continue to provide policing excellence. We were successful in our recruitment efforts by hiring five police officers and have support to fill the one remaining vacancy.

We have now completed a successful second year of our three year strategic plan (2009-2011) and are already engaging our partners and community to plan for the future. A stage of that process included a community survey which provided the following information from the respondents: 91% felt the overall performance of the Camrose Police Service was good to excellent, 95% felt safe to very safe in their neighborhoods, and 95% felt satisfied to very satisfied with the policing services being provided. As the year progresses we will seek further input to accurately capture the needs and concerns of our citizens.

MESSAGE FROM THE CHIEF

The overall Crime Analysis for 2010 reports a 13% decrease in criminal offences from 2009 (2,070 to 1,793) which includes a 17% decrease in reported crimes against persons (360 to 298) and an 18% decrease in reported property crimes (1,237 to 1,009). Our 2010 Traffic Analysis reports a 4% decrease in overall reported collisions (790 to 757) and a 17% decrease in the reported injury collisions (42 to 35). These decreases are positive performance indicators for the strategic initiatives in each of those areas. Those initiatives will be continued and enhanced in 2011.

Policing has received increased support and attention provincially and our Service is actively engaged in establishing provincial policing standards, dedicating resources to provincial organized crime initiatives and the redrafting of legislation.

We fortunately continue to receive strong support from our Camrose Police Commission, City Council and our community. Our successes in 2010 were only achieved as a result of our dedicated personnel. We will continue to invest in their career development which is ultimately an investment in the future safety of our community.





Accreditation

“To be recognized as an agency that has conformed to a body of standards related to a specific discipline”.

In 2010 the Camrose Police Service earned three awards while attending a conference on the Commission on Accreditation for Law Enforcement Agencies (CALEA). We received our 6th **Accreditation Award** from CALEA and a **Meritorious Award** for being an Accredited Police Agency in excellent standing for over 17 years. Throughout that time period, the Service has proven compliance with the 464 Standards set out by CALEA and thereby earning the designation of a **“Flagship Agency”**. This Flagship award is granted to police agencies that show a high level of professionalism and commitment to providing the best possible service for the citizens of their community. Police agencies are selected to be a “Flagship” agency to help set examples of “best practises” for other law enforcement agencies to follow.

The Police Service also successfully passed an external review by the Solicitor General and Public Security on the Provincial Policing Standards. The final report stated that the Police Service was found to be in compliance with all of the applicable Provincial Policing Standards and is providing the residents of Camrose with an exemplary level of service.



“Camrose Police Service.....An Accredited Police Agency”



CRIME PREVENTION/COMMUNITY RELATIONS

The Crime Prevention section of the Camrose Police Service is responsible for developing and maintaining community partnerships to enhance the safety of our community. The section works in a partnership with individuals, groups, and organizations within Camrose on crime prevention initiatives. The units function is to prevent crime before it happens and educate the public on current crime trends. The goal of the program is working towards keeping Camrose a safe community.

The Camrose Police Service co-hosted the fourth annual Charity Check stop in December. The Crime Prevention Unit liaised with the RCMP and Camrose Victim Services to plan this event. This was an all day event which took time to plan as well as a commitment from the members to volunteer their time. The event collected 3200 lbs of food for the Camrose Food Bank, 816 toys for the Dinettes Silent Santa. \$5700 was also collected to be split between Camrose Victim Services, and the two above noted organizations. The Check stop was also an opportunity to promote community relations with the public and interagency cooperation with the RCMP.

For family violence prevention month in November a partnership was developed between Camrose Police Service, CCHS, Family Violence Action Society, and Brigantia Place. The goal was to spread the message of the harmful effects of domestic violence. The groups worked together with the “Be the Change” group at CCHS. The message was delivered to the students of the high school through plays, speeches and other media. This was done to recognize that to prevent domestic violence we must start with the youth who are the leaders of tomorrow.

The Crime Prevention Unit continues to work closely with Victim Services, acting as a liaison between them and the Police Service. Work is also done in interviewing applicants, attending meetings and giving feedback.



Victim Services is a key part of the Camrose Police Service. Currently there are 11 advocates trained with 2 crossed trained to provide Red Cross Services.

The Victim Services Unit is a police based community service run out of the Camrose Police Service office. The goal of the program is to make sure all victims of crime and tragedy have access to all available resources and services they need and deserve. Their motto is Support, Inform and Refer.

Camrose Victim Services provide immediate assistance along with follow up services to victims on an on call basis 24 hours, 365 days of the year. In 2010 they were directly involved in 531 of the Camrose Police Service investigations, delivering over 2,500 hours of dedicated volunteer time to support the victims of crimes.

CRIME PREVENTION/COMMUNITY RELATIONS

Presentations continued to be done throughout the year to various organizations and groups. Examples were fraud prevention talks, drug awareness talks, impaired driving lectures at Shaw Pipe, Emergency Services Day, as well as many others. Cst. ROLFE has also been assisting greatly with public relations by giving talks and demonstrations to various organizations with PSD Mishka.

Crime Prevention also acts as the go between for Crime Stoppers and the Police Service. Duties include processing the tips that come to the service, attending meetings and collaborating with the board.

Crime Stoppers produced two re-enactments of crimes which occurred in Camrose. These were filmed in Camrose and aired by Global News of Edmonton. The Crime Stoppers program continues to be successful in providing information on crimes and encouraging tips from the public.



The Business Watch program continued providing updates on crime to businesses taking part in the program. Business Watch allows police to quickly disseminate information to businesses on crimes happening in Camrose. The purpose is to provide businesses with knowledge of current frauds and scams to not only prevent them from being victims but to help Police with information sharing.

The Wise Owl program was successfully resurrected in 2010 with the assistance of dedicated community members. The program educates the public on frauds and related scams which affect the community. The Wise Owl's promote early prevention so that citizens of Camrose don't become victims of these ever increasing crimes.

A number of school tours were done in 2010. Most of these were with children in kindergarten or early elementary. Children were given a tour of the building and a chance to see the Police cars up close. Tours normally ended with a video on safety and question and answer time. They were well received.

The Crime Prevention Unit is a critical component in achieving a current strategic priority, "Communication and Collaboration". The unit works along side many community groups in Camrose and attends a number of meetings. The networking and information gained from these events is invaluable to the Police Service as it recognizes prevention is the key to lowering crime. To be successful, a modern police service must recognize that crime prevention is a community effort where we all work together in a partnership towards maintaining a safe community. Volunteers working with the Camrose Police Service in its programs are an essential component of our success. The Camrose Police Service would like to thank all our volunteers for their service and dedication.

SCHOOL RESOURCE OFFICER/D.A.R.E. PROGRAMS

MISSION STATEMENT

To give young people facts about drugs, tobacco and alcohol and to ‘inoculate’ them against negative peer pressure by teaching self-management and resistance skills.

PROGRAM DESCRIPTION

D.A.R.E. is an acronym for Drug Abuse Resistance Education. The core curriculum emphasizes a ‘no use’ message based on improving life skills and focusing on drug awareness, peer pressure resistance training, self-improvement concepts, personal safety, and decision-making skills.

STAFF: Cst John Fernhout, Program Coordinator and Instructor
Cst. Craig Ferguson, Instructor
Cst. Kelly Bauer, Instructor
Det. Scott Sveinbjornson, Instructor

The instructors in the year 2010 contributed approximately 300-person hours of volunteer time. Officers also volunteered time to attend presentations, special activities, meetings and events. Cst. Kelly Bauer received his D.A.R.E. training in 2010 and is scheduled to teach in 2011.

Instructors and D.A.R.E. supporters have also volunteered countless hours at fundraising events, parades, and graduation.

FUNDING PARTNERS

Funding for the Camrose D.A.R.E. program is received from a variety of sources. Salary expenses for the School Resource Officer are received from the following partners; the City of Camrose, Battle River Regional Division #31, Elk Island Catholic Separate Division #41, and Camrose & District Support Services. Additional funding is also received from service clubs, local businesses and private individuals. The materials and training aspects of the program are funded through grant application and fund raising projects conducted by the teachers and students involved in the D.A.R.E program. Jaywalkers and Show & Shine events continue to be the main fundraising events that provide extra funding. All the proceeds go towards supporting the D.A.R.E. program.

SCHOOL RESOURCE OFFICER/D.A.R.E. PROGRAMS

PROJECT DESCRIPTION AND EVALUATION

In 2010, the program celebrated its 13th year. Every elementary and Junior High school in Camrose has been involved in the D.A.R.E. program. A total of approximately 600 students participated in the D.A.R.E. program, 200 grade 3 students, 200 grade 6 students, and 200 grade 8 students. Grade 3 students receive five classes of DARE instruction, including topics such as personal safety, bullying and drug awareness. Grade 6 and grade 8 students receive ten classes of DARE instruction.

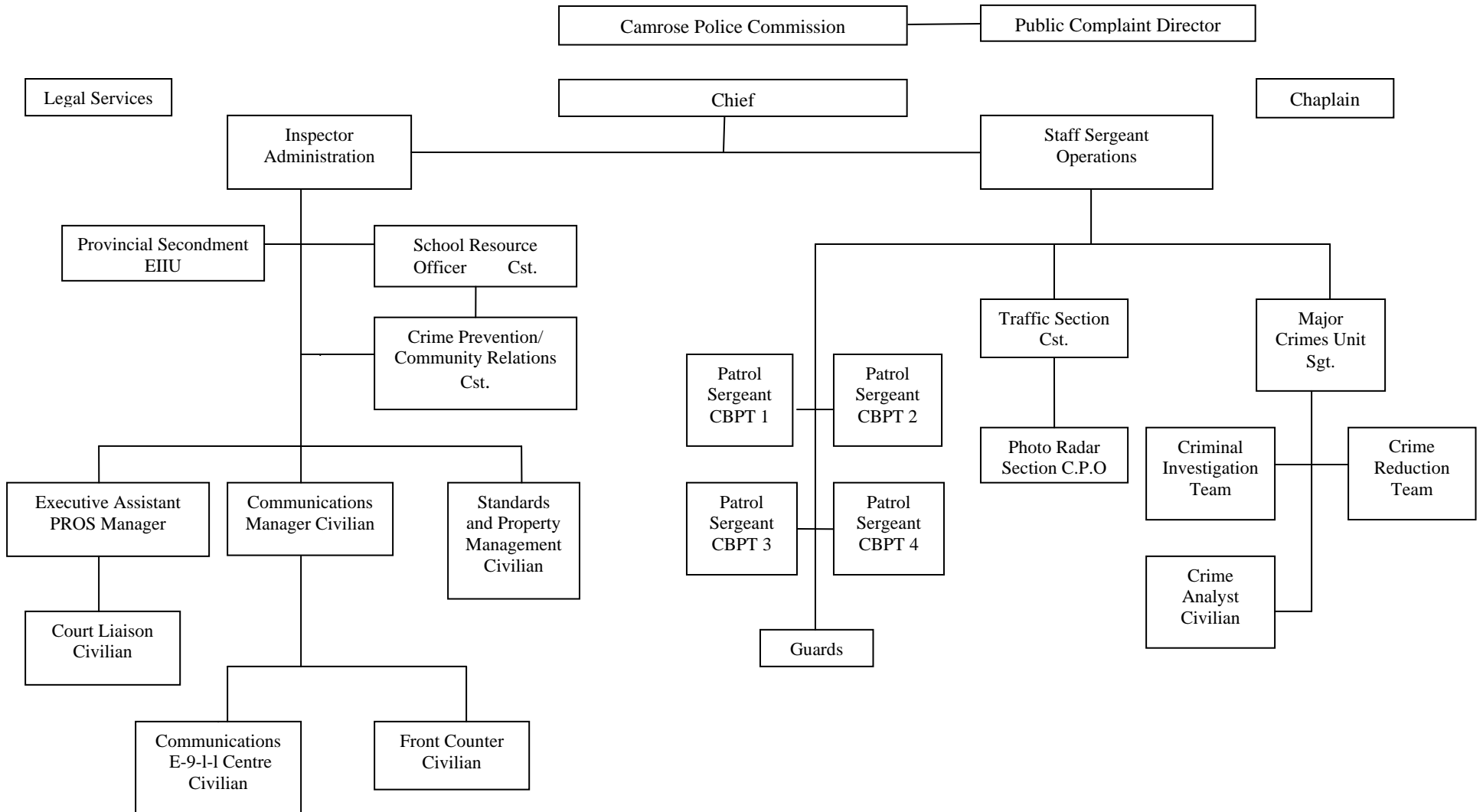
At the conclusion of the grade 6 program, an essay is required from the students. The essay is a personal promise to make good choices regarding drugs, alcohol and tobacco. This provides feedback as to their knowledge and understanding of the course content. After reviewing the essays the majority of students were able to interpret the lessons of the program, and state how it will help improve their lives.

Grade 8 students received a brand new D.A.R.E. curriculum this year. The program is titled Keeping It Real and is based on the acronym R.E.A.L.- Refuse Explain Avoid Leave which represents the four main strategies used to get out of tough situations involving drugs and peer pressure. This new program comes with a homework booklet that challenges the students to apply the information they learn in class to their daily life. There are 5 videos included in the program which demonstrate real teens and what strategies they have used in real situations. Student who received this curriculum indicated they enjoy the videos and activities provided in the lessons.

The D.A.R.E. program was designed to, and continues to represent a large percentage of the health curriculum required by Alberta Learning at the grade levels where D.A.R.E is taught.



ORGANIZATIONAL CHART



2010 FAST FACTS ABOUT THE CAMROSE POLICE SERVICE

- Provide 24/7 Policing Services to the City of Camrose
- Camrose Population (2008 Census) - 16,543
- Authorized 2010 Complement – 31*

Chief of Police	1
Inspector	1
Staff Sergeant	1
Sergeants	5
Constables	23
- * includes these externally funded positions
- * 1 – School Resource Officer – funded by the community and school divisions
- * 1 – Provincial Secondment – funded by A.L.E.R.T.
- * 2 – Police Officers – funded by the Alberta Solicitor General Public Safety

- Police to Population Ratio – 1/533 or 186/100,000
- Provided Police response to over 17,382 incidents
- Completed 1,793 Criminal Investigations
- Seized 359 grams of Cocaine and 3404 grams of Marihuana
- Seized illegal narcotics totaling \$96,000.00
- Completed 757 Traffic Collision Investigations
- Utilized Photo Radar Enforcement to enhance traffic safety throughout the year
- Operates a prisoner holding facility 24/7
- Managed 731 prisoners through the lock-up
- Authorized civilian staff - 15
- Provide 24/7 E-911 Call Answer Services to the City of Camrose and Camrose County
- Provide 24/7 Dispatch Services to the Camrose Police Service, Camrose Fire Service, and 9 Camrose County Fire Departments
- Received more than 7115 E-911 calls or approximately 20 calls per day
- Have more than 70 volunteers contributing time and energy to our ongoing programs, boards and community projects

SERVICE RECOGNITION & AWARDS

Robert Grant received the City of Camrose 30 year service pin.

Cst. Kelly Bauer received the City of Camrose 5 year service pin.

Valerie Gillis received the City of Camrose 10 year service pin.

Cst. Tomaszewski, Cst. Bellamy, Cst. Labbe, Cst. Hanlon, Cst. Cleveland and Cst. Van Reeuyk all received the City of Camrose full time status pins.

Sergeant Brisson was issued with a letter of commendation for a complex criminal investigation.

Cst. Belanger was issued with a letter of acknowledgement for his community involvement.

Robert Grant was issued with a letter of acknowledgement for managing our C.A.L.E.A. and Provincial Standards program.

PROMOTIONS

Sergeant Corbett

RETIREMENTS

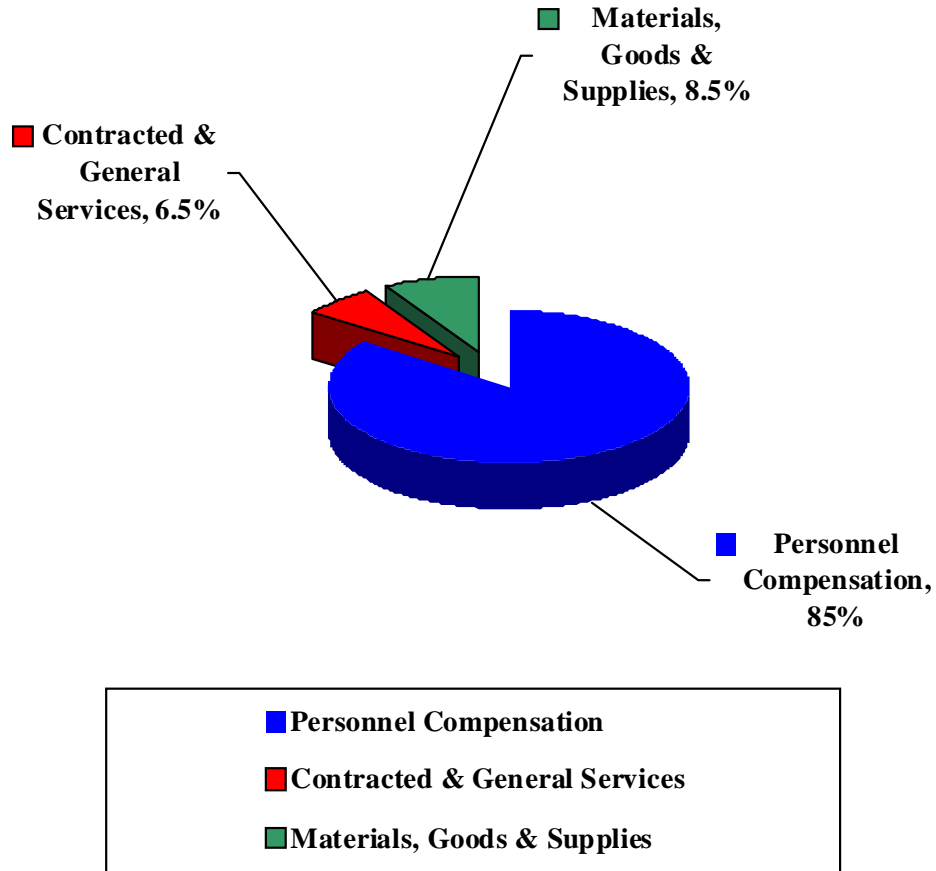
Sergeant Thomsen

PROFESSIONAL STANDARDS

Formal complaints investigated - 6
Investigations resulting in sanctions - 1
Formal compliments – 27

BUDGET


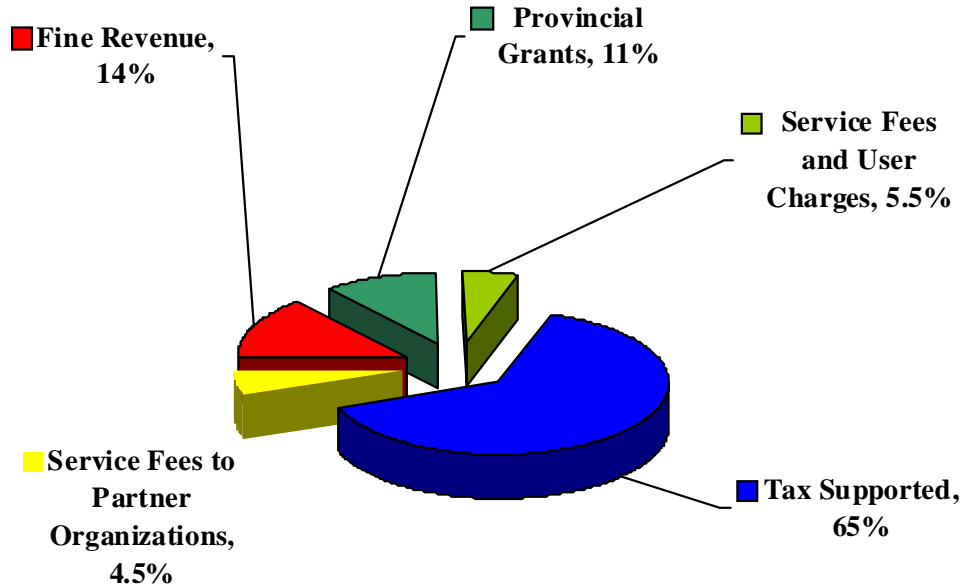
2010 OPERATIONAL EXPENDITURE



The 2010 Operating Budget \$4,966,000.00 approved by Council for the Police Service is highlighted by percentages in the above graph.

BUDGET

2010 OPERATIONAL FINANCING



The 2010 Operating Budget \$4,966,000.00 was financed as indicated by percentages in the above graph, with \$3,249,500.00 being tax supported.

OCCURRENCE STATISTICS

CRIMES AGAINST PERSONS

	2006	2007	2008	2009	2010	% Difference 2009 to 2010
HOMICIDE						
MURDER 1ST DEGREE	0	0	0	0	0	0%
ATTEMPTED MURDER	0	0	0	0	0	0%
CONCEAL DEAD BODY/CHILD AT BIRTH	0	0	0	0	0	0%
TOTAL HOMICIDE	0	0	0	0	0	0%
ROBBERY						
ROBBERY WITH FIREARM	0	0	1	1	0	-100%
ROBBERY WITH OFFENSIVE WEAPON	1	0	0	2	2	0%
OTHER ROBBERY	1	0	3	1	1	0%
TOTAL ROBBERY	2	0	4	4	3	-25%
ASSAULTS						
SEXUAL ASSAULT WITH WEAPON	0	0	0	0	0	0%
SEXUAL ASSAULT	15	8	16	11	8	-27%
ASSAULT LEVEL 1	147	132	150	156	130	-17%
ASSAULT LEVEL 2	38	28	34	34	29	-15%
AGGRAVATED ASSAULT LEVEL 3	1	1	0	1	1	0%
ASSAULT ON POLICE	4	14	12	17	2	-88%
OTHER ASSAULTS	1	2	1	3	1	-67%
DISCHARGE FIREARM	2	0	0	1	0	-100%
TOTAL ASSAULTS	208	184	213	223	171	-23%
OTHER SEX OFFENCES	5	3	4	3	0	-100%

OCCURRENCE STATISTICS

CRIMES AGAINST PERSONS (Continued)

	2006	2007	2008	2009	2010	% Difference 2009 to 2010
ABDUCTIONS						
ABDUCT PERSON UNDER 14	0	0	0	0	0	0%
ABDUCT CONTRAVENING CUSTODY ORDER	0	0	0	0	0	0%
ADBUCT - NO CUSTODY ORDER	0	0	0	0	0	0%
TOTAL ABDUCTIONS	0	0	0	0	0	0%
ARSON - DISREGARD FOR LIFE	*	1	0	0	0	0%
KIDNAPPING	0	0	0	0	0	0%
EXTORTION	0	0	0	0	1	N/C
CRIMINAL HARASSMENT	22	8	24	37	40	+8%
UTTERING THREATS	96	95	102	93	83	-11%
TOTAL CRIMES AGAINST PERSONS	333	291	347	360	298	-17%

* Denotes years in which category information was not captured

*N/C = Not Calculable

OCCURRENCE STATISTICS

CRIMES AGAINST PROPERTY

	2006	2007	2008	2009	2010	% Difference 2009 to 2010
BREAK AND ENTER						
BUSINESS	36	46	45	43	23	-47%
RESIDENTIAL	58	48	31	32	27	-16%
OTHER	72	36	27	14	23	+64%
TOTAL BREAK AND ENTER	166	130	103	89	73	-18%
THEFT OF MOTOR VEHICLES						
AUTO	20	16	23	10	6	-40%
TRUCK	27	21	14	16	10	-38%
MOTORCYCLE	2	7	0	3	1	-67%
OTHER	17	9	4	13	6	-54%
TOTAL THEFT OF MOTOR VEHICLES	66	53	41	42	23	-45%
THEFT OVER \$5000						
THEFT FROM MOTOR VEHICLES	2	1	0	0	0	0%
SHOPLIFTING OVER \$5000	0	0	0	1	0	-100%
OTHER THEFT OVER \$5000	12	10	6	4	4	0%
TOTAL THEFTS OVER \$5000	14	11	6	5	4	-20%
THEFTS UNDER \$5000						
BICYCLE THEFTS	42	40	28	28	27	-4%
THEFTS FROM MOTOR VEHICLES	126	130	104	162	132	-19%
SHOPLIFTING UNDER \$5000	43	54	54	74	37	-50%
OTHER THEFTS UNDER \$5000	320	240	215	199	173	-13%
THEFT OF UTILITY	2	1	0	0	0	0%
TOTAL THEFTS UNDER \$5000	533	461	401	463	369	-20%

OCCURRENCE STATISTICS

CRIMES AGAINST PROPERTY (Continued)

	2006	2007	2008	2009	2010	% Difference 2009 to 2010
PROPERTY DAMAGE OVER \$5000	2	8	3	1	0	-100%
PROPERTY DAMAGE UNDER \$5000	584	587	419	420	354	-16%
ARSON - DAMAGE PROPERTY	11	10	5	5	8	+60%
POSSESSION OF STOLEN PROPERTY	69	80	71	117	73	-38%
FRAUDS						
CREDIT CARD	16	21	8	14	12	-14%
FRAUD	54	79	80	74	88	+19%
PERSONATION	2	0	4	1	0	-100%
FORGERY	1	1	0	2	0	-100%
UTTERING	3	2	2	0	2	N/C
COUNTERFEITING - POSSESSION/UTTERING	2	6	4	4	3	-25%
TOTAL FRAUDS	78	109	98	95	105	+11%
TOTAL CRIMES AGAINST PROPERTY	1523	1449	1147	1237	1009	-18%

OCCURRENCE STATISTICS

	2006	2007	2008	2009	2010	% Difference 2009 to 2010
OTHER CRIMINAL CODE						
WEAPONS OFFENCES	47	46	32	34	20	-41%
TRESPASS - NIGHT	2	0	6	1	4	+300%
DISTURB THE PEACE	179	139	138	144	118	-18%
OBSTRUCTION/RESIST POLICE	22	49	47	43	37	-14%
INDECENT ACT	9	5	10	9	3	-67%
BAIL VIOLATION	116	152	159	114	121	+6%
ESCAPE CUSTODY	0	1	0	0	0	0%
PRISONERS UNLAWFULLY AT LARGE	0	1	0	0	0	0%
BREACH OF PROBATION	67	87	84	87	63	-28%
CHILD PORNOGRAPHY	1	2	2	1	0	-100%
VOYEURISM	*	1	2	0	0	0%
TOTAL OTHER CRIMINAL CODE OFFENCES	443	483	480	433	366	-15%
OTHER NON OFFENCES						
PEACE BOND	10	5	0	1	3	+200%
BREACH OF PEACE	28	24	37	39	117	+200%
GRAND TOTAL OF CRIMINAL OFFENCES	2337	2252	2011	2070	1793	-13%

Denotes category not existing during the year due to addition or deletion

* N/C = Not Calculable

OCCURRENCE STATISTICS

	2006	2007	2008	2009	2010	% Difference 2009 to 2010
DRUG OFFENCES						
COCAINE POSSESSION	19	20	12	10	10	0%
COCAINE TRAFFICKING	20	22	20	17	14	-18%
METHADONE POSSESSION	0	0	0	0	0	0%
PRODUCTION OF MARIHUANA	0	0	0	0	0	0%
MARIHUANA POSSESSION OVER 30 G	3	4	1	2	7	+250%
MARIHUANA POSSESSION UNDER 30 G	58	93	103	85	92	+8%
POSSESSION OF CANNABIS RESIN- SCH VIII	2	1	4	8	3	-63%
TRAFFICKING HASHISH LESS THAN 3 KILOS.	0	0	0	0	0	0%
POSSESSION OTHER SCHEDULE I DRUGS (Morphine, Meth, etc.)	10	8	1	0	2	N/C
MDA TRAFFICKING	0	0	2	0	0	0%
MARIHUANA TRAFFICKING OVER 3 KG	3	0	0	0	0	0%
MARIHUANA TRAFFICKING UNDER 3 KG	2	6	8	14	17	+21%
CANNABIS RESIN - TRAFFICKING VII	0	0	0	0	0	0%
POSSESSION OF PSILOCYBIN	0	0	3	0	0	0%
PSILOCYBIN TRAFFICKING	0	0	0	1	0	-100%
METHAMPHETAMINE TRAFFICKING	1	0	0	0	0	0%
POSSESSION OF OTHER SCHEDULE III DRUGS (Ecstasy, Methamphetamine & Psilocybin, etc.)	0	2	9	6	3	-50%
TRAFFICKING OF OTHER SCHEDULE III DRUGS (Ecstasy, Methamphetamine & Psilocybin, etc.)	5	1	0	7	7	0%
TRAFFICKING OF OTHER SCHEDULE I DRUGS (Morphine, etc.)	1	3	0	0	0	0%
TRAFFICKING OTHER SCHEDULE IV (Valium, etc.)	0	0	1	0	0	0%
*PROCEEDS OF CRIME (Drug Offences)	*	17	17	14	12	-14%
TOTAL DRUG OFFENCES	124	177	181	164	167	+2%

*offence no longer captured under Possession of Stolen Property Category

OCCURRENCE STATISTICS

PROVINCIAL ACTS

	2006	2007	2008	2009	2010	% Difference 2009 to 2010
CHILD WELFARE	48	41	35	27	37	+37%
CORONERS ACT	24	16	18	22	21	-5%
GAMING & LIQUOR ACT	656	588	509	568	458	-19%
MENTAL HEALTH ACT	158	123	148	137	140	+2%
FAMILY RELATIONS ACT	229	258	243	213	0	N/C
OTHER PROVINCIAL STATS	94	79	78	70	26	-63%
PROVINCIAL ENVIRONMENT LEGISLATION	8	23	13	17	10	-41%
SUMMARY CONVICTION ACT	63	62	93	63	66	+5%
TRESPASS ACT	34	22	30	37	23	-38%
MUNICIPAL BYLAWS	612	631	588	736	561	-24%

NOTE: These offences are all Provincial legislation acts and do not fall under federal criminal legislation.

They have been included in this report to illustrate some of the main areas the Police Service deals with in conjunction with criminal and traffic related offences.

OCCURRENCE STATISTICS

CRIMINAL CODE TRAFFIC OFFENCES	2007	2008	2009	2010	% Change
IMPAIRED DRIVING/OVER 80 MG%	129	123	77	93	+21%
FAIL/REFUSE TO PROVIDE BREATH SAMPLES	18	12	7	12	+71%
DRIVING WHILE DISQUALIFIED/PROHIBITED	12	11	15	9	-40%
DANGEROUS OPERATION OF A M/V	33	40	22	8	-64%
ROADSIDE SUSPENSIONS	136	106	110	143	+30%
TOTAL	328	292	231	283	+23%
PROVINCIAL TRAFFIC OFFENCES					
Fail to Stop/Remain at Accident	15	15	11	11	0%
Drive With Undue Care & Attention	5	11	10	13	+30%
Driving While Disqualified	32	38	33	28	-15%
Moving Traffic Violations	6526	5823	6882	6187	-10%
Non-Moving Traffic Violations	241	568	971	1097	+13%
Insurance Charges	54	63	51	59	+16%
Parking Violations	121	82	233	175	-25%
Written Warnings	22	31	24	7	-71%
TOTAL	7016	6631	8215	7577	-7%
MOTOR VEHICLE ACCIDENTS					
Fatal	0	0	1	0	-100%
Non-Fatal Injury	41	32	42	35	-17%
Property Damage - Reportable	653	669	729	687	-6%
Property Damage - Non-Reportable	85	73	18	35	94%
TOTAL MOTOR VEHICLE ACCIDENTS	779	774	790	757	-4%
TOTAL PERSONS INJURED	55	40	42	35	-17%